

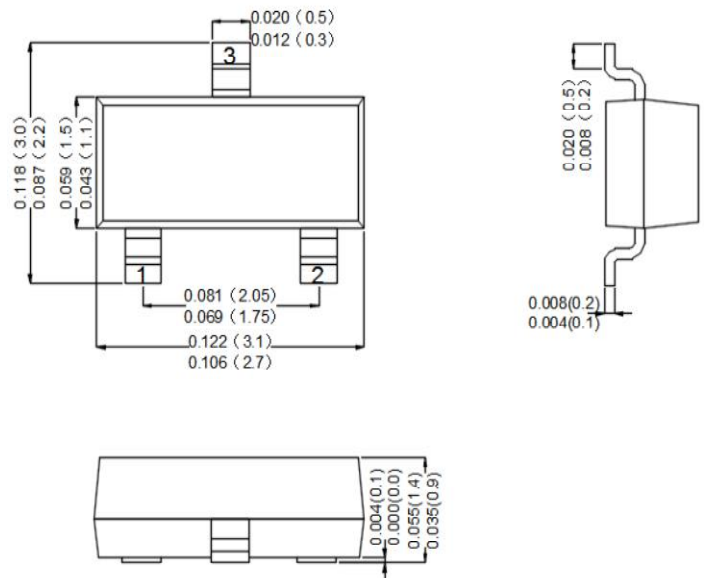
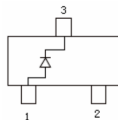


Features

- Fast Switching Speed
- Surface Mount Package Ideally Suited for Automatic Insertion
- For General Purpose Switching Applications
- High Conductance

Mechanical Data

- Case:Molded Plastic,SOT-23
- Epoxy:UL 94V-0 rate flame retardant
- Terminals:Plated Leads Solderable perMIL-STD-750,Method-2026.
- Marking: JR
- Mounting Position : Any.
- Equivalent Circuit:



Dimensions in inches and (millimeters)

Maximum Ratings Maximum Ratings (Rating at 25°C ambient temperature unless otherwise specified.)

Parameter	Symbol	Value	Unit
Non-Repetitive Peak Reverse Voltage	V_{RM}	150	V
Continuous Reverse Voltage	V_R	150	V
Continuous Forward Current	I_F	200	mA
Thermal Resistance from Junction to Ambient Air	R_{JA}	500	/W
Power Dissipation	P_{tot}	250	mW
Junction Temperature	T_j	150	°C
Storage Temperature Range	T_{stg}	- 65 to + 150	°C

Electrical Characteristics (Rating at 25°C ambient temperature unless otherwise specified.)

Parameter	Symbol	Typ.	Max.	Unit
Reverse breakdown Voltage at $I_R = 100 \mu A$	V_{BR}	-	150	V
Forward Voltage at $I_F = 100 \text{ mA}$ at $I_F = 200 \text{ mA}$	V_F V_F	- -	1 1.25	V V
Reverse Current at $V_R = 150V$	I_R	-	100	nA
Junction Capacitance at $V_R = 0, f = 1 \text{ MHz}$	C_J	5	-	pF
Reverse Recovery Time at $I_F = I_R = 30 \text{ mA}, i_{rr} = 0.1 I_R$	t_{rr}	-	50	ns



Rating And Characteristic Curves

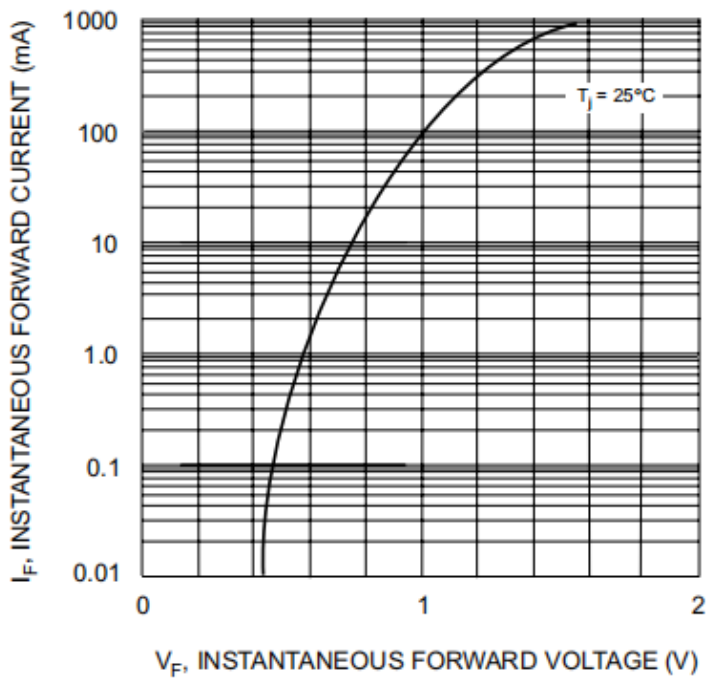


Fig. 1 Forward Characteristics

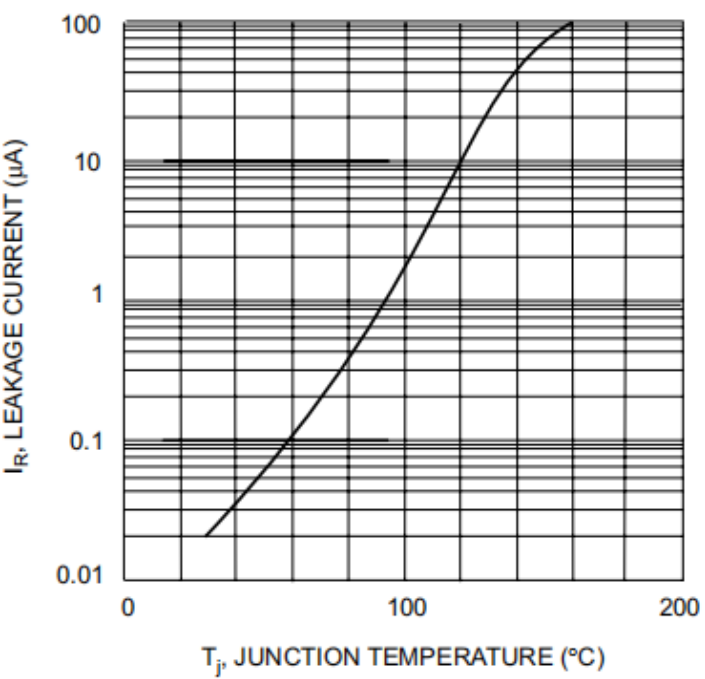


Fig. 2 Leakage Current vs Junction Temperature



Important Notice and Disclaimer

- Reproducing and modifying information of the document is prohibited without from XINNUO.
- XINNUO reserves the right to make changes to this document and its products and specifications.
- XINNUO disclaims any and all liability arising out of the application or use of any product including damages incidentally and consequentially occurred.
- XINNUO does not assume any and all implied warranties, including warranties of fitness for particular purpose, non-infringement and merchantability.
- Applications shown on the here in document are examples of standard use and operation. Customers are responsible in comprehending the suitable use in particular applications. XINNUO makes no representation or warranty that such applications will be suitable for the specified use without further testing or modification.
- The products shown her are not designed and authorized for equipments requiring high level of reliability or relating to human life and for any applications concerning life-saving or life-sustaining, such as medical instruments, transportation equipment, aerospace machinery et cetera. Customers using or selling these products for use in such applications do so at their own risk and agree to fully indemnify XINNUO for any damages resulting from such improper use or sale.
- Since XINNUO uses lot number as the tracking base, please provide the lot number for tracking when complaining.