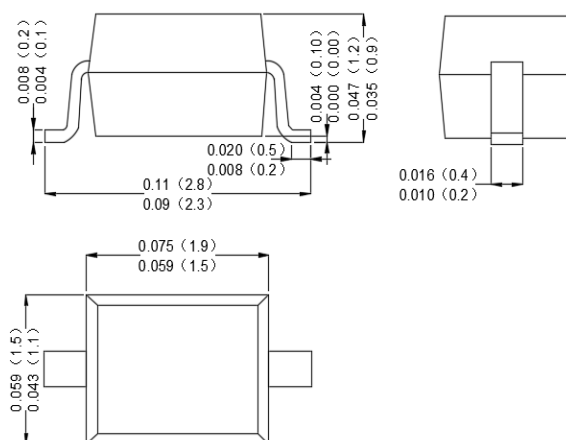




Features

- Fast switching speed
- High conductance
- High reverse breakdown voltage rating

SOD-323



Dimensions in inches and (millimeters)

Mechanical Data

- Case:Molded Plastic,SOD-323
- Epoxy:UL 94V-0 rate flame retardant
- Terminals:Plated Leads Solderable per MIL-STD-750,Method-2026
- Mounting Position : Any.
- Marking:YM

Maximum Ratings Maximum Ratings (Rating at 25°C ambient temperature unless otherwise specified.)

| Parameter | Symbol | Value | Unit |
|--|-----------|---------------|------|
| Repetitive Peak Reverse Voltage | V_{RRM} | 400 | V |
| Reverse Voltage | V_R | 350 | V |
| Continuous Forward Current | I_F | 225 | mA |
| Repetitive Peak Forward Current | I_{FRM} | 625 | mA |
| Non-Repetitive Peak Forward Surge Current (1 ms) | I_{FSM} | 2 | A |
| Power Dissipation | P_d | 350 | mW |
| Junction Temperature | T_j | 150 | °C |
| Storage Temperature Range | T_{stg} | - 65 to + 150 | °C |

Electrical Characteristics (Rating at 25°C ambient temperature unless otherwise specified.)

| Parameter | Symbol | Min. | Max. | Unit |
|---|-------------|-------------|-------------------|------|
| Forward Voltage at $I_F = 20$ mA at $I_F = 100$ mA at $I_F = 200$ mA | V_F | - - - | 0.87 1 1.25 | V |
| Reverse Current at $V_R = 350$ V | I_R | - | 100 | nA |
| Reverse Breakdown Voltage at $I_R = 150$ μ A | $V_{(BR)R}$ | 350 | - | V |
| Total Capacitance at $V_R = 0$, $f = 1$ MHz | C_T | - | 5 | pF |
| Reverse Recovery Time at $I_F = I_R = 30$ mA , $i_{rr} = 3$ mA, $R_L = 100$ Ω | t_{rr} | - | 100 | ns |



Rating And Characteristic Curves

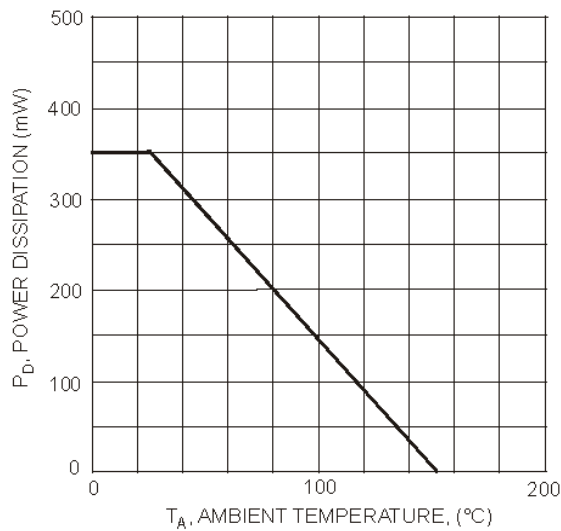


Fig. 1 Power Derating Curve, Total Package

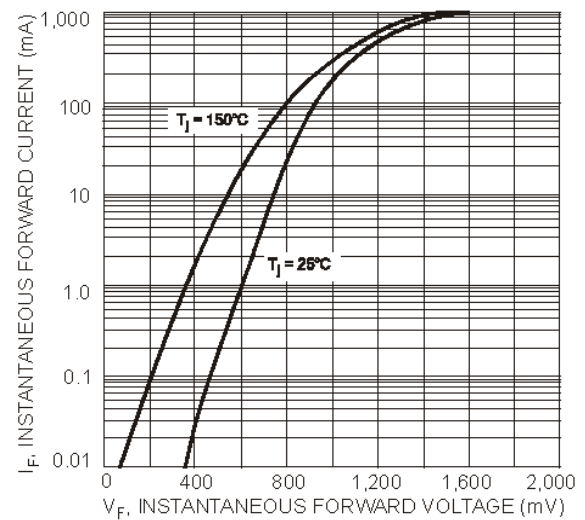


Fig. 2 Typical Forward Characteristics, Per Element

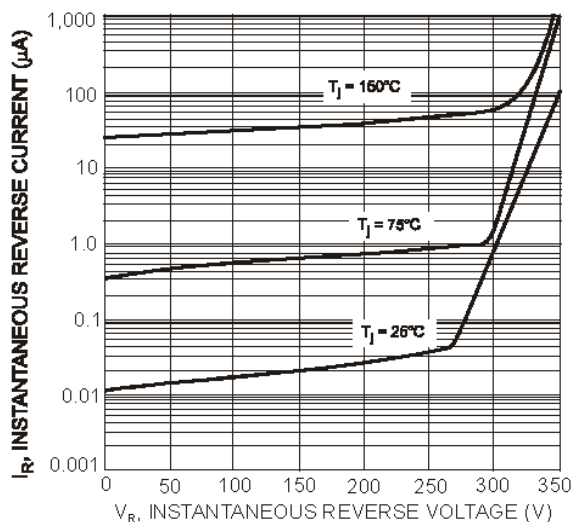


Fig. 3 Typical Reverse Characteristics, Per Element

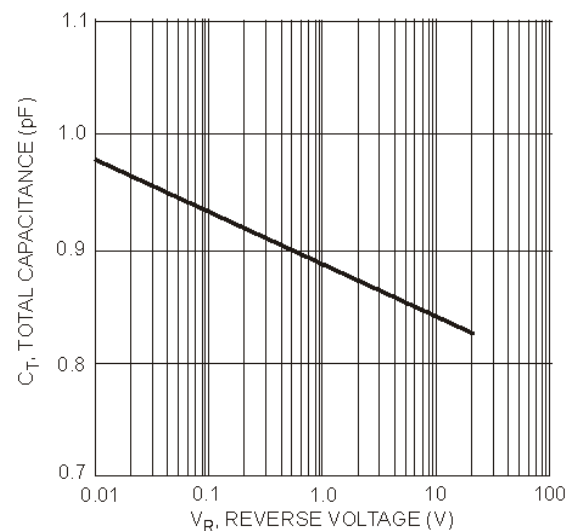


Fig. 4 Total Capacitance vs. Reverse Voltage, Per Element



Important Notice and Disclaimer

- Reproducing and modifying information of the document is prohibited without from XINNUO.
- XINNUO reserves the right to make changes to this document and its products and specifications.
- XINNUO disclaims any and all liability arising out of the application or use of any product including damages incidentally and consequentially occurred.
- XINNUO does not assume any and all implied warranties, including warranties of fitness for particular purpose, non-infringement and merchantability.
- Applications shown on the here in document are examples of standard use and operation. Customers are responsible in comprehending the suitable use in particular applications. XINNUO makes no representation or warranty that such applications will be suitable for the specified use without further testing or modification.
- The products shown her are not designed and authorized for equipments requiring high level of reliability or relating to human life and for any applications concerning life-saving or life-sustaining, such as medical instruments, transportation equipment, aerospace machinery et cetera. Customers using or selling these products for use in such applications do so at their own risk and agree to fully indemnify XINNUO for any damages resulting from such improper use or sale.
- Since XINNUO uses lot number as the tracking base, please provide the lot number for tracking when complaining.