



QCF5045T

Integrated bypass diode for Solar cell Module

1.Features

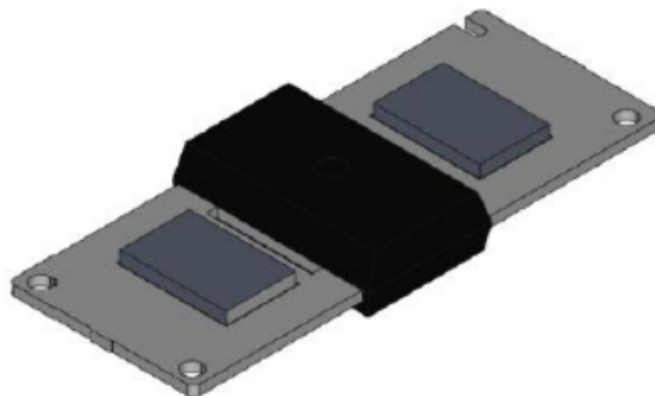
- Schottky Barrier hight diode;
- Low thermal resistance;
- Lower forward voltage drop, low power loss;
- Isolate Package design, ideal for heat dispersion;
- High forward current capability;
- Excellent anti-humidity;
- Low profile package;
- High forward surge capability;



RoHS
COMPLIANT

2.Mechanical Data

- Case: QC3Q;
- Terminals: Copper;
- High temperature soldering guaranteed;
Heated-tool welding 260°C, 10seconds
- Marking: As marked on product;



QC3Q

3.Order Information

Package	QC3Q
PVC tube	32pcs/ tube
Inner Box	320pcs/ Inner box
Carton	1600pcs/ Carton

4.Typical Applications

For the protection of solar cell bypass box.
Using DC forward current without reverse bias.

Case: QC3Q

Dimensions in milimeters

Maximum Ratings and Electrical Characteristics

Ratings at 25°C ambient temperature unless otherwise specified.

For capacitive load, derate current by 20%.

Parameter	Symbol	QCF5045T		Unit
Maximum repetitive peak reverse voltage	V_{RRM}	45		Volt
Maximum working peak reverse voltage	V_{RWM}	45		Volt
Average rectified output current @ 60Hz sine wave, $T_a=25^{\circ}\text{C}$	I_O	50		Amps
Non-Repetitive Peak forward surge current @ 60Hz, single sine-wave load	I_{FSM}	450		Amps
Rating for fusing ($t < 8.3\text{ms}$)	I^2t	840		A^2sec
Instantaneous forward voltage drop	V_F	@IF=10A	0.38Typ. 0.43max.	Volt
		@IF=20A	0.41Typ. 0.46max.	
		@IF=30A	0.43Typ. 0.48max.	
		@IF=50A	0.47 Typ. 0.52 max.	
Reverse Current at Rated DC reverse Voltage	I_R	@Tj=25°C	43Typ. 100max.	μA
		@Tj=125°C	80.00 Typ. 100.00 max.	mA
Typical capacitance (1.0 MHz and Applied reverse Voltage of 5.0V D.C)	C_j	6600		pF
Typical thermal resistance	$R_{\theta J-C}$	1.5		$^{\circ}\text{C/W}$
Storage Temperature	T_{STG}	-55 to +150		$^{\circ}\text{C}$
Junction Temperature IN DC Forward Mode, without reverse bias, $t \leq 1\text{ h}$	T_J	-55 to +150		$^{\circ}\text{C}$



5. Ratings and Characteristics Curves

($T_A = 25^\circ\text{C}$ unless otherwise noted)

FIG.1 Derating Curve Output Rectified Current

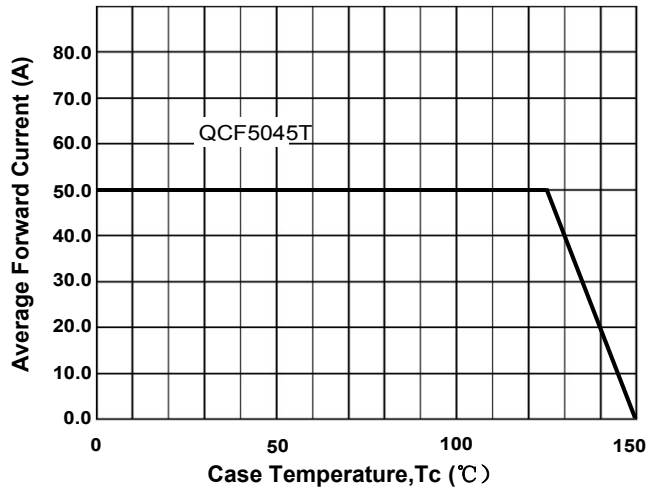


FIG.2 Typical Forward Characteristics per Diode

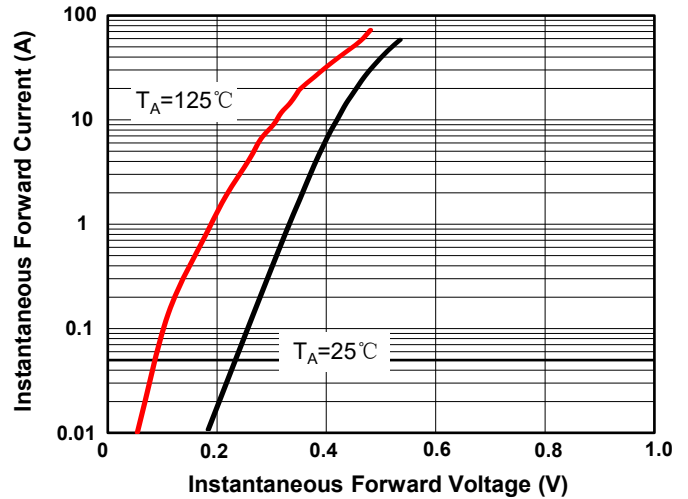


FIG.3 Maximum Non-Repetitive Peak Forward Surge Current per Diode

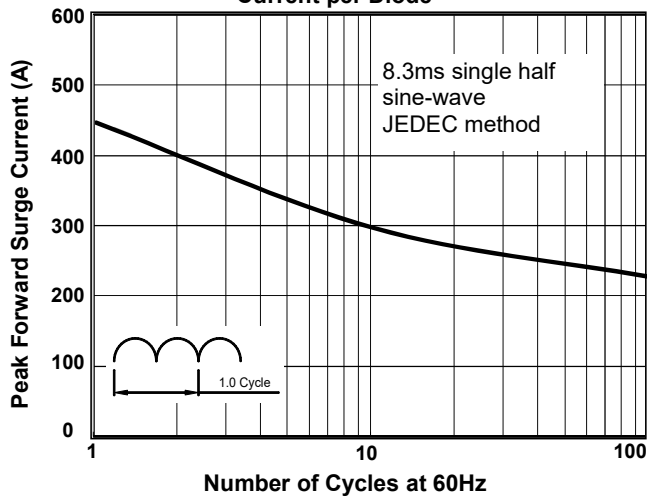


FIG.4 Typical Reverse Characteristics per Diode

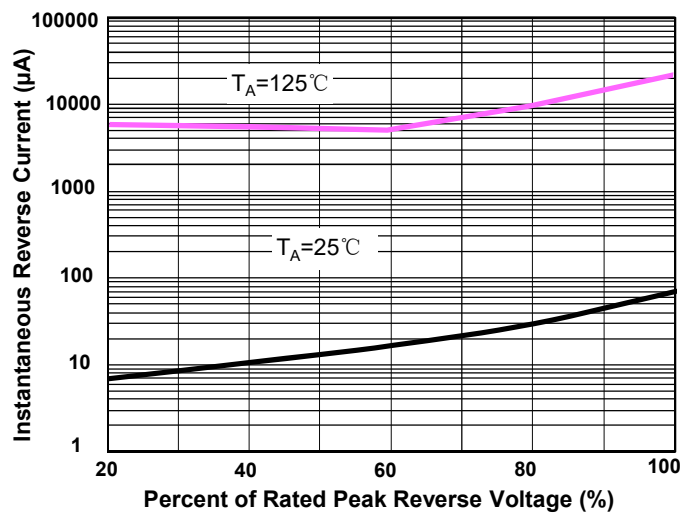
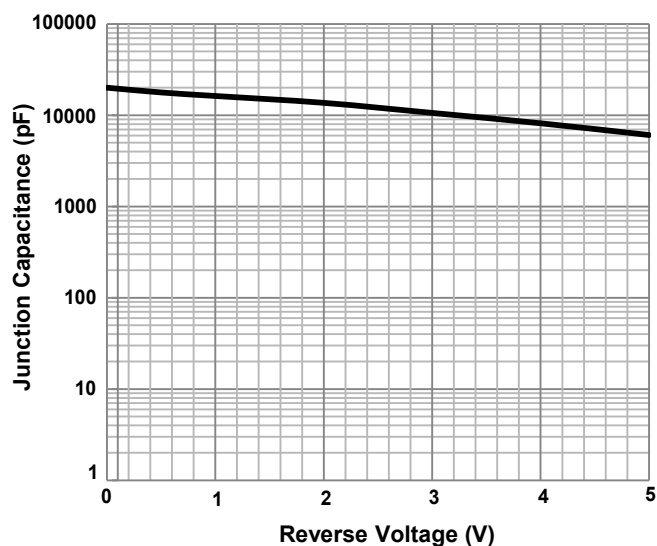
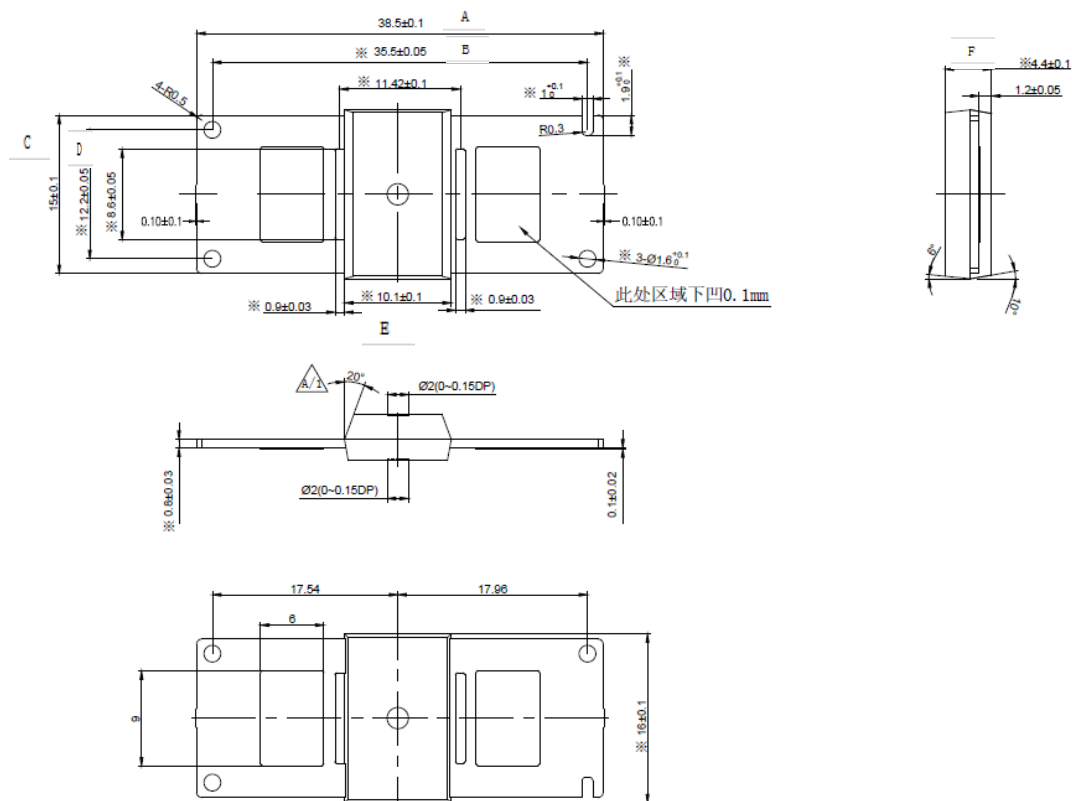


FIG.5 Typical Junction Capacitance per Diode



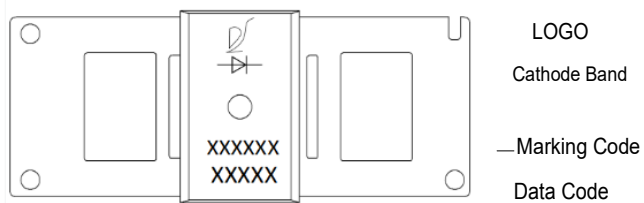


6. Dimensions



Dimensions	Inches		Millimeters	
	Min	Max	Min	Max
A	1.512	1.520	38.40	38.60
B	1.396	1.400	35.45	35.55
C	0.587	0.595	14.90	15.10
D	0.476	0.484	12.10	12.30
E	0.394	0.402	10.00	10.20
F	0.169	0.177	4.30	4.50

7. Part Marking System





Important Notice and Disclaimer

- Reproducing and modifying information of the document is prohibited without permission from XINNUO
- XINNUO reserves the right to make changes to this document and its products and specifications
- XINNUO disclaims any and all liability arising out of the application or use of any product including damages incidentally and consequentially occurred.
- XINNUO does not assume any and all implied warranties, including warranties of fitness for particular purpose, non-infringement and merchantability.
- Applications shown on the here in document are examples of standard use and operation. Customers are responsible in comprehending the suitable use in particular applications.
XINNUO makes no representation or warranty that such applications will be suitable for the specified use without further testing or modification.
- The products shown here in are not designed and authorized for equipments requiring high level of reliability or relating to human life and for any applications concerning life-saving or life-sustaining, such as medical instruments, transportation equipment, aerospace machinery et cetera. Customers using or selling these products for use in such applications do so at their own risk and agree to fully indemnify XINNUO for any damages resulting from such improper use or sale.
- Since XINNUO uses lot number as the tracking base, please provide the lot number for tracking when complaining.